



West Hills CCD
West Hills College Lemoore
School Facilities Improvement District - 3

CURRENT BUDGETS



Measure
L

Completion Recap 10/31/2014

Initial year Project name	Budgets and Funding Sources											Remarks	Measure L					
	Total Project cost	Measure L Revision Remarks	Capital Outlay	SM 50% match	Haz Mat	Grant	Other	Measure L					Spent to date	Balance	% Expended			
								Capital Outlay	SM 50% match	Allocation	Total							
Bond Sales A \$12,656,255.10																		
580 Student Center Phs II	\$ 11,256,255		\$ -	\$ -	\$ -	\$ -	\$ -	\$ -	\$ -	\$ 11,256,255	\$ 11,256,255		\$ -	\$ 11,256,255.10	0.0%			
581 Inst Bldg / Allied Health	\$ 28,857,000		\$ 27,457,000	\$ -	\$ -	\$ -	\$ -	\$ 1,200,000	\$ -	\$ 200,000	\$ 1,400,000	FPP approved	\$ -	\$ 1,400,000.00	0.0%			
										Contingency	\$ -		\$ -	\$ -				
										Closed Balance / Spent	\$ -		\$ -	\$ -				
										Total	\$ 12,656,255		\$ -	\$ -				
Completed / Closed Projects																		
	Total	\$ -	\$ -	\$ -	\$ -	\$ -	\$ -	\$ -	\$ -	\$ -	\$ -		\$ -	\$ -				#DIV/0!
	Totals	\$ 40,113,255		\$ 27,457,000	\$ -	\$ -	\$ -	\$ 1,200,000	\$ -	\$ 11,456,255	\$ 12,656,255		\$ -	\$ 12,656,255				#DIV/0!
	Percent	100.0%		68.4%	0.0%	0.0%	0.0%	3.0%	0.0%	28.6%	31.6%	SFID-3 "L" Total - \$12,656,255.10						

Measure L Bond Funds

Total SFID-3 Funds Available	\$ 31,000,000.00
Measure E Allocation	\$ (18,343,744.90)
Total Funds Available	\$ 12,656,255.10

Series A

Spent to date active projects	\$ -
Balance of active projects	\$ 12,656,255.10
Spent to date closed projects	\$ -
Total Bond Funds	\$ 12,656,255.10

PROPOSED REVISION-1

Completion Recap 11/11/2014

Initial year Project name	Budgets and Funding Sources							Measure L Capital Outlay	Measure L SM 50% match	Measure L Allocation	Measure L Total	Remarks	Measure L		
	Total Project cost	Measure L Revision Remarks	Capital Outlay	SM 50% match	Haz Mat	Grant	Other						Spent to date	Balance	% Expended
Bond Sales A \$12,656,255.10															
580 Student Center Phs II	\$ 11,456,255	1	\$ -	\$ -	\$ -	\$ -	\$ -	\$ -	\$ -	\$ 11,456,255	\$ 11,456,255	FPP approved	\$ -	\$ 11,456,255.10	0.0%
581 Inst Bldg / Allied Health	\$ 28,657,000	2	\$ 27,457,000	\$ -	\$ -	\$ -	\$ -	\$ 1,200,000	\$ -	\$ -	\$ 1,200,000		\$ -	\$ 1,200,000.00	0.0%
										Contingency	\$ -		\$ -	\$ -	
										Closed Balance / Spent	\$ -		\$ -	\$ -	
										Total	\$ 12,656,255		\$ -	\$ -	
Completed / Closed Projects															
											\$ -	Reallocated Funds	\$ -	\$ -	#DIV/0!
Total	\$ -	\$ -	\$ -	\$ -	\$ -	\$ -	\$ -	\$ -	\$ -	\$ -	\$ -		\$ -	\$ -	#DIV/0!
Totals	\$ 40,113,255		\$ 27,457,000	\$ -	\$ -	\$ -	\$ -	\$ 1,200,000	\$ -	\$ 11,456,255	\$ 12,656,255		\$ -	\$ 12,656,255	#DIV/0!
Percent	100.0%		68.4%	0.0%	0.0%	0.0%	0.0%	3.0%	0.0%	28.6%	31.6%				
SFID-3 "L" Total - \$12,656,255.10															

Measure L Bond Funds

Total SFID-3 Funds Available	\$ 31,000,000.00
Measure E Allocation	\$ (18,343,744.90)
Total Funds Available	\$ 12,656,255.10

Series A

Spent to date active projects	\$ -
Balance of active projects	\$ 12,656,255.10
Spent to date closed projects	\$ -
Total Bond Funds	\$ 12,656,255.10




West Hills CCD
 West Hills College Lemoore
 School Facilities Improvement District - 3

Revision-1



Measure
 L

Item	Project #	Project name	Measure L Revision Amount	Description
1	580	Student Center Phs II	\$ 200,000	Increased budget.
2	581	Inst Bldg / Allied Health	\$ (200,000)	Reduced budget, funds reallocated.
Total			\$ -	

Recommended for Approval


 Kevin Cobb Date 11/25/14

Approval

 11-25-14  11-25-14
 Ken Stoppenbrink Date Dr. Frank Gornick Date



**West Hills CCD
West Hills College Lemoore
School Facilities Improvement District - 3**



**Measure
L**

Completion Recap 1/28/2015

Initial year Project name	Budgets and Funding Sources										Remarks	Measure L					
	Total Project cost	Capital Outlay	SM 50% match	Haz Mat	Grant	Other	Measure L					Spent to date	Balance	% Expended			
							Capital Outlay	SM 50% match	Allocation	Total							
Bond Sales A \$12,656,255.10																	
580 Student Center Phs II	\$ 11,456,255	\$ -	\$ -	\$ -	\$ -	\$ -	\$ -	\$ -	\$ -	\$ 11,456,255	\$ 11,456,255		\$ -	\$ 11,456,255.10	0.0%		
581 Inst Bldg / Allied Health	\$ 28,657,000	\$ 27,457,000	\$ -	\$ -	\$ -	\$ -	\$ 1,200,000	\$ -	\$ -	\$ -	\$ 1,200,000	FPP approved	\$ -	\$ 1,200,000.00	0.0%		
Completed / Closed Projects																	
Total	\$ -	\$ -	\$ -	\$ -	\$ -	\$ -	\$ -	\$ -	\$ -	\$ -	\$ -		\$ -	\$ -			#DIV/0!
Totals	\$ 40,113,255	\$ 27,457,000	\$ -	\$ -	\$ -	\$ -	\$ 1,200,000	\$ -	\$ 11,456,255	\$ 12,656,255	\$ 12,656,255		\$ -	\$ 12,656,255			#DIV/0!
Percent	100.0%	68.4%	0.0%	0.0%	0.0%	0.0%	3.0%	0.0%	28.6%	31.6%							

Measure L Bond Funds

Total SFID-3 Funds Available	\$ 31,000,000.00
Measure E Allocation	\$ (18,343,744.90)
Total Funds Available	\$ 12,656,255.10

Series A

Spent to date active projects	\$ -
Balance of active projects	\$ 12,656,255.10
Spent to date closed projects	\$ -
Total Bond Funds	\$ 12,656,255.10